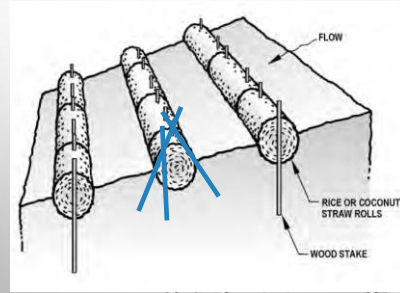


WATTLES

- Straw
- Excelsior
- Coir
- Wood fiber
- Wood chip
- Synthetic/Reusable




WATTLES - STAKING



1


2

CHECK DAM SPACING



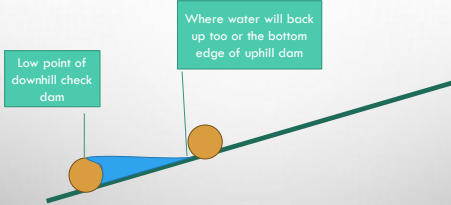
3

CHECK DAM SPACING



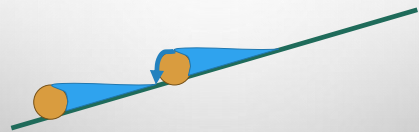
4

CHECK DAM SPACING

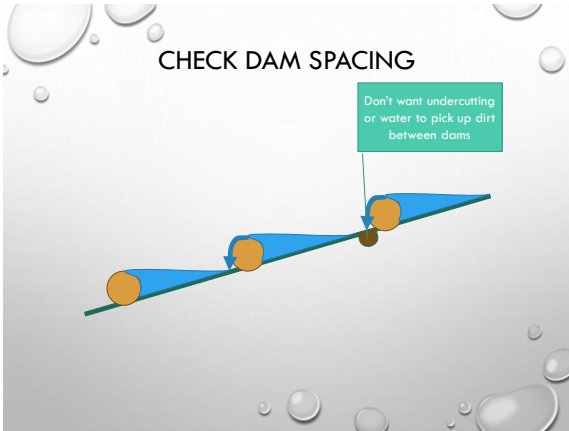


5

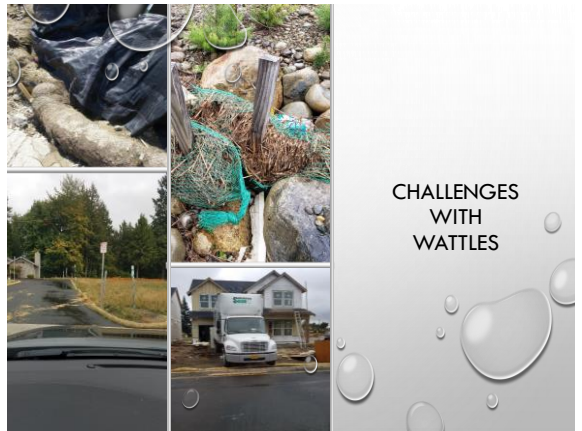
CHECK DAM SPACING



6




7



8



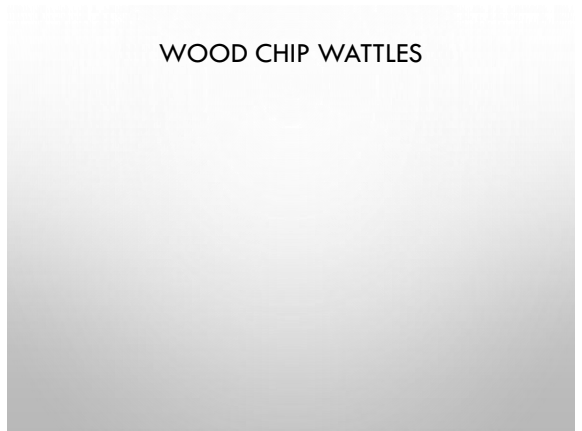
9



10



11



12



COMPOST BERMS & SOCKS

13



CHECK DAMS AND PERIMETER CONTROL

14



COMPOST
FILTER SOCKS &
FILTER BERMS

USE COARSE COMPOST

15

COMPOST BERM BEING BLOWN IN

16



STORM
DRAIN INLET
PROTECTION

17

INLET PROTECTION

REPLACEABLE MEDIA OR
ONE-TIME USE?



Overflow
capability
or not?



Rim or fabric
flap?



18

KEEP THE LOADING ON THE SURFACE



19



SEDIMENT TRAP

20



TEMPORARY SEDIMENT POND

21




SEDIMENT POND ENHANCEMENTS

22

THINGS TO REMEMBER...

- SOURCE CONTROL
 - KEEP CLEAN WATER CLEAN
- BMP COMBINATIONS
 - USE MULTIPLE BMPS TO INCREASE EFFECTIVENESS



23

COMPLETION OF DAY 1

TOMORROW

- TREATMENT
- SPILL CONTROL AND CONTAINMENT
- CASE STUDIES
- EXAM
- EVALUATION
- FIELD EXERCISES



24

WHAT TO BRING FOR FIELD DAY

- GRUBBY CLOTHES
- STURDY FOOTWEAR
- GLOVES
- RAIN GEAR
- HAND SANITIZER

WE ARE GOING TO GET DIRTY!

